

---

# SKYLER SOARES

THE AZ NURSE INJECTOR



THE REAL DEAL ON BECOMING  
AN AESTHETIC INJECTOR

**THE E-BOOK**

---

TABLE  
OF  
CONTENTS

---

Skyler  
Soares



CHAPTER 1.  
what is an aesthetic injector (pg 1)

CHAPTER 2.  
my journey to the pokes (pg 2)

CHAPTER 3.  
your "why" (pg 5)

CHAPTER 4.  
state laws (pg 6)

CHAPTER 5.  
schooling 101 (pg 7)

CHAPTER 6.  
the nitty gritty on training (pg 9)

CHAPTER 7.  
let's talk the bod (pg 12)

CHAPTER 8.  
it's time for some friends (pg 15)

CHAPTER 9.  
now, we job hunt (pg 16)

CHAPTER 10.  
the not-so-dreaded interview (pg 18)

CHAPTER 11.  
that resume glow up (pg 19)

CHAPTER 12.  
great! you got the job. now what?  
(pg 21)

CHAPTER 13.  
okay, let's review! (pg 22)

\* BONUS: TRAIN WITH ME  
pg 23

# WHAT IS AN AESTHETIC INJECTOR?



**/noun/**

**An Aesthetic or cosmetic injector works with patients to feel their absolute best and boost confidence through skilled expertise. An aesthetic or cosmetic nurse performs many non-surgical procedures and therapeutics to assist patients in their cosmetic appearance.**

The What: Services typically provided by aesthetic injectors are as follows: cosmetic injections which include neurotoxins such as Botox and Dysport. Dermal fillers such as Restylane and Juvederm, collagen stimulators like Sculptra, fat melters like kybella, lasers, skin care services, skincare consultations and so much more! Focus is typically on the face, neck and chest however, there are many new treatments available for the whole body such as aging hands, cellulite, booty sculpting, loose skin and so much more!

The Why: Being an aesthetic injector requires ALL the skills. You must be passionate and care about your patients. You must have an artistic eye and love for beauty. You must be able to look at someone and come up with a treatment plan that will address their specific wants and needs in a natural way. You must be educated, honest safe, and most importantly you must LOVE what you do. Depending on the state you reside in aesthetic injectors have the ability to perform a wide variety of services ranging from topical skincare routines and treatments, aesthetic injections (face and body), laser procedures, body contouring, and so much more! We will oftentimes be working hand in hand with other healthcare professionals such as nutritionists, dermatologists, naturopaths and surgeons to meet our patients unique needs.

 *A day in my shoes...*

**I am head of the aesthetics department and a nurse injector for a plastic surgeon in Scottsdale, AZ. I spend my days creating custom treatment plans for each and every one of my patients. We work together to identify an ideal outcome for their unique facial anatomy, execute the plan with precision, and maintain the relationship and treatment outcome with a very close eye.**

/

# MY JOURNEY TO THE POKES



*Hey! It's me, Skyler!*

The truth is, (and it may sound cheeseball) but everything in my life has led me to this exact moment. Here, with you. When I was 15 years old, I snagged my first job working in the beauty department of a drug store. You would have found me rummaging the aisles, perusing creams and serums, taking note of all the ingredients

Fast forward to 22-year-old Skyler. I moved to LA, because, let's be real, that's where dreams come true (or so, what we think at that age of life). One day as I was driving the streets of LA, with my face pounding with rather frustrating acne, and the stars aligned. Ahead of me was a beauty school. I decided in that moment that I was to become the esthetician next door. Like Jennifer Aniston, but the kind that cures your face of acne and pokes away the pug foreheads. After school I worked for a Dermatology practice and trained with an amazing doctor and nurse who taught me everything they knew. Injectables became my passion and schooling, my obsession. I knew in order to be the best professional I could be, I needed a bit more info in my pocket.

Next came Nursing school, which took me to my desert home now, Arizona. I focused all of my attention on getting through school before exploring training and jobs (that doesn't mean you still can't make connections while you are in school but I will get into that a little later). I suggest you concentrate your energy on graduating and passing your board exam before anything else. I studied for three weeks, took my National Council Licensure Examination (NCLEX) and PASSED. I don't know how I did it, I am pretty sure I blacked out due to my test-taking anxiety but again the determination was strong!

# MY JOURNEY TO THE POKES

After school? The fun part, job hunting. I strengthened my resume and landed two interviews within days. Don't worry, I will get into everything you need and attach my resume for you in the later chapters.

My first interview was a nightmare. The interviewer was, well, let's just say, not the nicest human in the entire world. They told me I most likely wouldn't land a job right out of school and offered me a job as an esthetician with the possibility of advancing to "Botox injector" at a later date. That was a no thanks for me! I had a goal and I was going to get it! My next interview was with a large Dermatology practice in Arizona. Mind you this job description said I must have at least two years of experience injecting. I didn't care and applied any way. I knew this was my destiny and I wasn't going to let anything get in the way. I went to the interview just being myself, relating my goals and passion, and got offered the job the next day! If you have been trying for a while and going on multiple interviews with no luck do not let that get you down! There are more tips to come just for you!

I was trained on-site for five days by shadowing their lead PA (this wasn't much time and I now advise my students other options which we will discuss). I felt like I was being fed to the wolves and still remember (and treat) my very first patient to this day.

Although I've been working in the aesthetic industry for over 12 years, each quarter you'll find me at a new training opportunity. Because as a professional in this business, I want to continue evolving, learning and gaining the best possible education for you, my clients, my fellow injectors, estheticians and those looking to find their next big leap in this wild world.

*Let's do this, shall we!?*

# YOUR “WHY”



## **The first question I ask anyone wanting to get into the field of aesthetics is “why”?**

What is your reasoning? Mine is passion. I absolutely love what I do. Helping people look and feel their best in such a unique way is something that warms my heart. My patients are part of my family and have become my lifelong friends. I have been with them through breakups, illnesses, job promotions, job losses, aging changes, childbirths, you name it, and we've been through it.

If you are wanting to get into aesthetics purely for the money or an easier work-life balance, this may not be the field for you. This isn't a 9-5 job, as I am available for my patients 24/7. Injectable procedures come with sometimes life threatening risks, and you must be available day and night in the event they arise. Our patients trust us with their faces. We owe it to them to be dedicated, caring, and extremely competent. If we love what we do for our patients they will love and appreciate us. So if you have a giant heart, love helping people feel their best, and are fascinated with the ever-evolving field of aesthetics, well then, this industry is for you and I have no doubt that you will be an amazing injector!

“Focus on the step in front of you.  
Not the whole staircase.”

# STATE LAWS



Laws for obtaining the proper license to practice aesthetics injections on patients differ from state to state.

With that being said, you must research what the requirements are in your state to be able to practice legally as an injector. State laws are where it can get a little tedious, each state has a dedicated website to ensure you are practicing within your scope, for example I am in Arizona and use the Arizona State Board of Nursing (link below) for all my scope of practice information as well as an attorney when needed for specific legal questions I may have.

Requirements and laws vary by state with often many grey areas. For example, here in Arizona the laws are much different for aesthetics than in my home state of California. It is your job to do the research prior to going to school and after to ensure you are legally allowed to do what you desire and protect your license. You worked hard to get where you are so never trust what anyone tells you, put the work in yourself to make sure you are practicing in accordance with your license. You want to know for yourself that you are doing everything by the book.

Most states do require that you possess at minimum a Registered Nurse (RN) license to perform aesthetic procedures. However, some states do allow estheticians to perform certain services while others require you to be an advanced practitioner. YOU must do the research per your exact state.



RESOURCE - THE AZ NURSE SCOPE OF PRACTICE:

<https://www.azbn.gov/sites/default/files/advisory-opinions/AO%20Medical%20Esthetic%20Procedures%20Performed%20by%20Licensed%20Nurses%20rev%2003.19.pdf>

FAQS:

<https://nurse.org/resources/how-to-become-aesthetic-cosmetic-nurse/>

# SCHOOLING 101



When I first started out, I wish someone would have handed me a foolproof 'ROADMAP' of how to approach schooling (luckily for you, I created one. ( Peep page 8! )

As I mentioned above, it depends on what state you are in to determine what type of education you will need. Below is a list in order of the options and lengths below.

## *Esthetician*

Not quite ready to get a degree but want to learn a bit more about skin: Esthetician: Various hours, determined by the state you reside in (600-750 hours and a state board exam, which includes both written and practical assessment is common to receive your licenses). See your state board of cosmetology for more info on requirements.

## *Associates*

Associates Degree in Nursing (ADN): This is received from a community college and will take about 2-3 years (visit a community college in your area to ensure they offer this program. If they do not they can point you in the right direction). You will take the National Council Licensure Examination after graduation to become a licensed Registered Nurse



# SCHOOLING 101



## Bachelors

Bachelor's Degree in Nursing (BSN) same as above + leadership and research courses. I usually advise my students go this route at minimum if possible. It is more appealing on a resume and shows you have additional skills that will benefit your future employer. In the event you want to go into a hospital, many are now requiring this level of nursing degree. You can always obtain an ADN and add on other degrees when desired. This is obtained in about 4 years, many universities offer these programs. Contact your local state or private university for more info.

## Masters

Master's Degree in Nursing: This is a one-year full-time post-Bachelors degree program that dives into teaching, leadership, and management. Nurse practitioner (NP)/Physician assistant (PA): This is an advanced practice degree and can be completed in a variety of ways. If this is a path that interests you please feel free to email me and I can point you in the right direction.



- Reach out to financial aid and ask them how you can apply for scholarships and student loans. This will greatly help cut down your out of pocket expenses.

- Scholarship Resource: <https://www.scholarships.com/>

- Find a nursing school near you at:  
<https://www.aacnnursing.org/Students/Find-a-Nursing-Program>

# THE ROADMAP

**YOU...**



with all the drive, dreams and excitement of working in the aesthetics field

I'm not quite ready for nursing school BUT want to dip my toe in the water

I am ready to get a degree, let's do the thing!

**Esthetician school:  
600+ hours @  
local beauty college or  
skin school**

Community college -  
obtain pre-requisites for  
nursing degree  
(AVG 1-2 years)

State University or  
private school -  
obtain BSN in  
nursing (AVG 4  
years)

Obtain Associates  
Degree in Nursing at  
local community  
college  
(AVG 1-2 years)

Transfer to State University or  
private school to obtain BSN  
(AVG 2 years)

**Pass National Council Licensure  
Examination (NCLEX)  
aka state boards.  
Become a Registered Nurse**

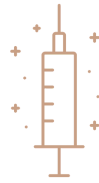
**Get a killer job**



**Live the dream!**

**Continue education (if desired).  
BSN, MSN, NP, Doctorate**

# THE NITTY GRITTY ON TRAINING

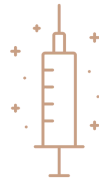


Across the board, there is typically no one “certification” or “course” that needs to be taken to qualify you as an “aesthetic injector” (this can vary by state so always verify first). The state board websites typically have a list of cosmetic procedures in which a particular license holder may perform if they possess the correct knowledge to do so in a safe manner. In other words having your RN license is the requirement needed to practice (Think about it: They ley you poke needles into patients and administer medications as a hospital nurse, which is essentially the same thing you are doing as an injector just for a different purpose). Someone had to teach you how to perform those services but you were never "certified" make sense?

This tends to be a rather grey area so be sure to do your research and as I mentioned above, every state is different. How you obtain the proper training and knowledge is up to the state you reside/work in, you and the provider you work for (if applicable). For instance, my training included lots of at home studying and research, videos, shadowing the lead injector, practicing on employees before getting to work on my own! That's a little intense and not what I would recommend. However, I didn't have anyone to refer to or guide me along the way, that's why you have ME to help you make the right decisions!

And remember! Price does not always determine value. The most important piece of the pie is who is leading the course. Are they experienced and licensed? Do they have a teaching style that aligns with your unique learning style? Do they share a similar work aesthetic to your vision? The last thing I want for you after taking a course is feeling even more confused and overwhelmed than when you went in. I would advise you to find smaller courses with four or less people attending at a time, or one on one if possible. This way you can ask questions and learn and soak in all the goodness at your own speed.

# THE NITTY GRITTY ON TRAINING



For example, I take a less is more, natural-looking approach when it comes to injections and prefer to break things down in a more simple way when teaching. It's how I learn best and want to make this easy for you as it's a lot to take in, and can get very overwhelming. Taking a smaller course with the right trainer will ensure you go at your own pace and learning style. In my opinion, most beginner training courses are still not enough to set you free but it's a start. The purpose of a starter course is to make sure you understand anatomy, the risks, how to handle them and get some basic skills under your belt. Similar to nursing school, you don't go straight to the Emergency Department (ED) on day one, you work up to that gaining more and more skills every day with time and practice. Your skill set and injecting style will take time to grow, I am still growing and love learning to this day! I advise students to intern post-training if possible (there may be a fee for this and can sometimes be hard to find but it never hurts to ask if your mentor or injector crush may have opportunities). This extra training and shadowing experience will ensure you are feeling confident in your skills.

Your training won't stop after your basic course and honestly it should never stop. It is essential that in this ever-changing field you not only stay up to date on new knowledge and current trends, but also that you obtain new pearls of wisdom from different sources. I have trained with many different injectors and spent many dollars to ensure I am a safe and efficient injector for my patients. They spend a lot of money to come see you and you should put in a lot of effort to give them the best care. Many basic training classes consist of "on label" treatments. Once you grow, and depending on the rules of your practice, you will want to learn more advanced techniques so getting additional training may be a necessity. Once you begin working, your product representatives can help set you up with national trainers and give you insight on seminars, webinars as well as private conferences across the globe to help you grow your skills.

# THE NITTY GRITTY ON TRAINING



After you land your dream job and have been working for a few years you may apply for your (CANS) certification which stands for Certified Aesthetic Nurse Specialist. There are others available with this being the most recognized in the field of aesthetics (in my opinion).

In order to apply to take the certification you must:

- Be currently licensed as a Registered Nurse in the United States, its territories or Canada, holding a current full and unrestricted license.
- Have spent at least 1,000 practice hours within the core specialties during the last two (2) years.
- Have a minimum of two (2) years of nursing experience as a registered nurse within the four core specialties in collaboration or in a practice with a physician that is board certified within a core specialty. This can be in a general staff, administrative, teaching, or research capacity for at least three (3) years prior to application.
- Be currently working in collaboration or in a practice with a physician that is Board Certified within one of the following specialties: Plastic/Aesthetic Surgery, Ophthalmology, Dermatology, or Facial Plastic Surgery (ENT).
- Have your supervising core physician, who holds a current full and unrestricted license, endorse your application.

For more information visit: <https://psncb.org/CANS/>



*A few of my fave  
training conferences:*

<https://ispan.org/>  
<https://aestheticblueprint.com>  
[/https://www.aestheticnext.com/](https://www.aestheticnext.com/)  
<https://www.paletteresources.com/>

# LET'S TALK THE BOD



Unfortunately, in nursing school, there is not a deep dive into the aesthetics industry or cosmetic injections. However, you will be surprised by the vast learnings in your toolkit of education, as they come into play once you start injecting. I remember thinking “why do I need to know all this human body info if I just want to become an injector.” Trust me when I say you need it! However, initial schooling still does not go as deep into anatomy as you need in the field of cosmetic injections.

Anatomy plays a huge role in patient safety, natural looking outcomes, dosing, etc. If I can give you one pearl of wisdom it will be to study anatomy and then study it again. The face is made up of multiple vessels, ligaments, muscles, fat pads and bones, and it is essential you know how they play a role in cosmetic injections. The best injectors are those who never stop learning and are always investing in themselves. Other areas to study include the aging face, female vs male faces and ethnicity facial structures and proportions.



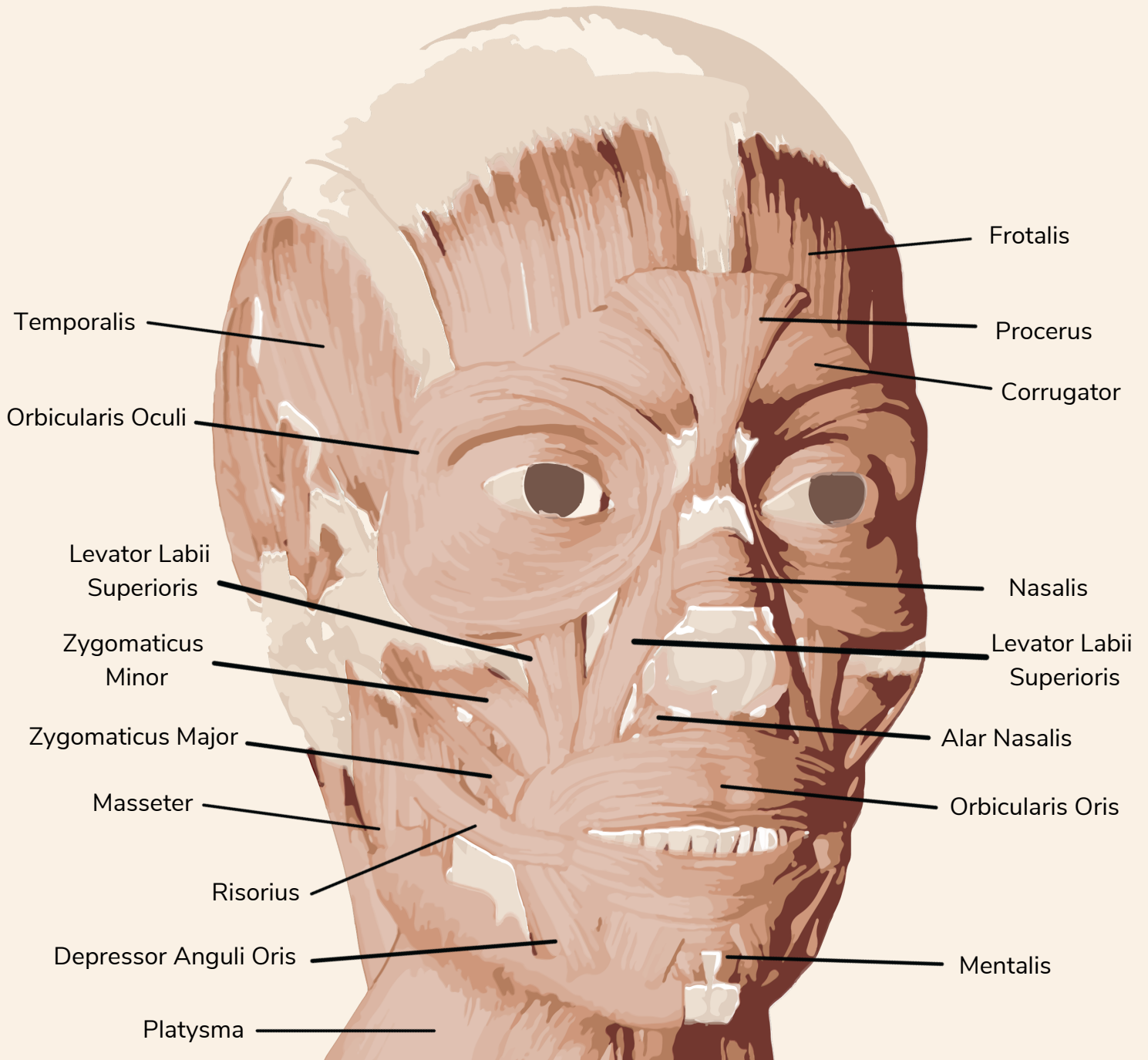
*Anatomy resources  
I love:*

**Chris Surek is the anatomy king and if you can go to Kansas City and attend one of his cadaver classes I highly recommend it!**  
<https://injectionanatomy.org/>

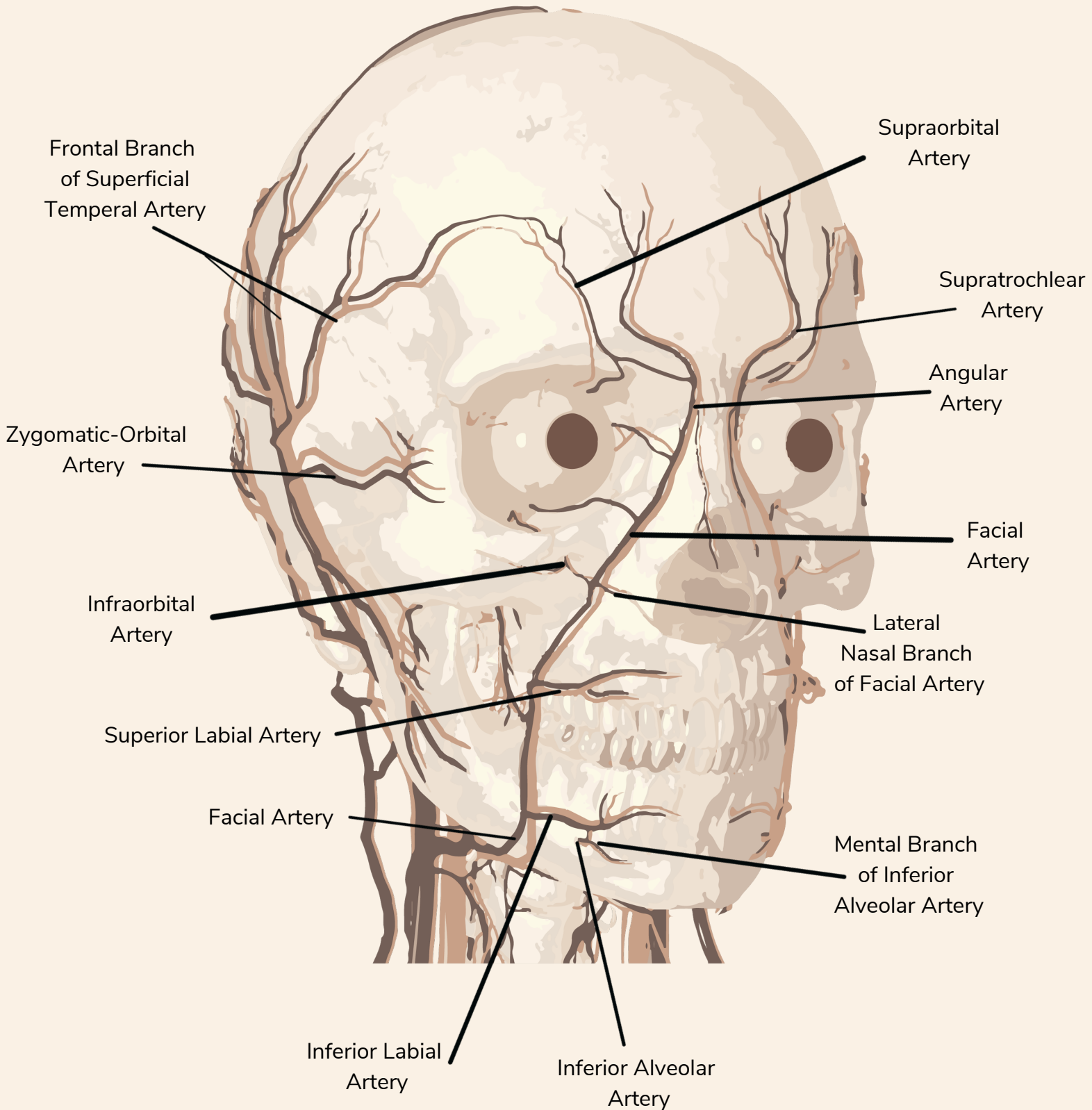
**Anatomy books:**

- **Aesthetic Facial Anatomy Essentials for Injections**
- **Facial Volumization: An Anatomic Approach**

# M U S C U L A T U R E



# V A S C U L A T U R E





# TIME TO MAKE FRIENDS



I truly believe I landed my first job because I had experience in the field. I didn't have any experience doing actual injections, BUT I had worked in a dermatology office answering phones, filing charts, booking appointments, assisting the providers and working as an esthetician. Basically all the front and center dirty work to truly understand the in's and out's of the aesthetic industry. I knew medical lingo, which put me one step ahead of others interviewing for the same position because I was able to put a relatable experience on my resume.

So if you are just starting this journey, I highly advise you get your foot in the door somewhere doing something that will benefit you when you are ready. And who knows, maybe they will be hiring when you're ready to start your journey as an aesthetic injector! Become a patient and try some things that you have been interested in! This allows you to learn more about what you will be doing first hand. You will also be able to talk to your patients out of experience because they will ask you what you have done or tried and it's great to have an honest opinion to give them.

As mentioned above, other injectors are a great first connection! If you are struggling to land your dream job and must start working as a nurse right away, pick a sister field that will benefit you and your resume. Working in the Operating Room (OR) is a great experience as many plastic surgeons perform surgery in the OR and you can learn a lot from that by watching surgeries (and this gives you a chance to start making those connections)! The Emergency Department is great too because you are exposed to so much and working in that environment shows that you are not only great at prioritizing but also that you work well under pressure.

**Utilize social media to find injectors you admire and REACH OUT!**

**"I met my biggest mentor via Instagram and became her patient prior to graduating nursing school. It was the best thing I ever did for my career"**  
-Skyler

*Skyler's  
PRO TIP*

# N O W , W E J O B H U N T



## *The Skyler Story...*

When first starting out, I applied for multiple jobs. Anything and everything no matter the description, location, pay, available hours, etc.. I was determined to get my foot in the door, in any shape or form!

I got my first call back, prior to passing my boards. I had applied for jobs in between studying because I knew the second I was out of school, it would be time for me to start bringing in the money!

My first interview was slightly rough. My interviewer had told me I would likely NOT get a job right out of school (this was something I was told often in school, but I wasn't about to let someone dictate my future. I was determined) she offered me an entry level esthetician position with the “possibility” of MAYBE doing Botox one day... what! Heart broken. As much as I knew I needed the job, I also knew this wasn't the one for me. I politely said no thank you, tweaked my resume, and kept applying.

I was driving home after taking my boards (anxiety through the roof because I would need to wait for the results no results until 8am the next day, ugh). I still remember where I was on the freeway, when a call came through for an interview with one of the largest dermatology practices in AZ (\*screams with excitement).

This ended up being my very first job. Oh! And guess what, a few weeks later that very same interviewer who gave me some mighty tough love on my future as an injector, called to offer me a job as an injector. I politely declined. This experience is a perfect reminder, to trust in your gut and never settle for anything even the slightest bit less!

# N O W , W E J O B H U N T



I tell this same thing to each person I mentor, apply for any and every job no matter what the requirements say. Remember that talk about determination? Well, this is where it comes into play.

You aren't going to land your dream job just scrolling the job postings and sulking because nothing is available for new graduates or nurses without injecting experience. You absolutely have to want it and make it happen for yourself! Think outside the box.

- What will potential listings be categorized under?

Aesthetic nurse, cosmetic injector, nurse injector, RN injector, Cosmetic Nurse, Cosmetic Nurse Injector, Advanced Nurse Injector, etc.

- Who will be hiring?

Dermatologist, Plastic Surgeons, Medspas, other types of physicians looking for added income (even my primary care has an injector)



**Websites for job hunting:**

- Ziprecruiter, Indeed, Monster, LinkedIn, etc.
- <https://titanaestheticrecruiting.com/>

**\*THINK OUTSIDE THE BOX! Be bold and send your cover letter to practices that would be your dream spot to work at**



*PS! check your state laws to see if opening your own clinic may be an option. Because. Guess what!  
I also help with private practice set up*

# THE NOT-SO-DREADED INTERVIEW



## *How to be Prepared 101:*

DO YOUR HOMEWORK  
RESEARCH THE PRACTICE  
DRESS THE PART

You landed an interview!

This is amazing! Most importantly, be yourself and remember if this is your passion, that will shine through. Dress professionally (ideally no scrubs or jeans). Be prepared, and arrive early! Just like with any other job, you want to research the company beforehand. Know their vision, what they specialize in, and any other important information which can usually all be found on their website.

It's also a great idea to prepare a few questions that you have for the interviewer. It doesn't look great if someone asks you if you have any questions, and you draw a blank. I brought in a copy of my cover letter and resume in a nice document portfolio to give to the hiring manager. I also had one for myself with blank paper inside for notes. As well as printed out information from their website so I could easily review while I was in the waiting area.

Once the interview was done, I followed up with a kind email thanking them for their time. Remember, it's the little things that will set you apart from the others interviewing for the same position.

## *\* Dress the part!*

Think, a neutral blazer, professional, sleek pants, or dress underneath.  
Something that showcases your personality.

but does not distract from the interview.

(zara . h&m + forever 21 always have great, budget-friendly pieces)

# THE RESUME GLOW - UP



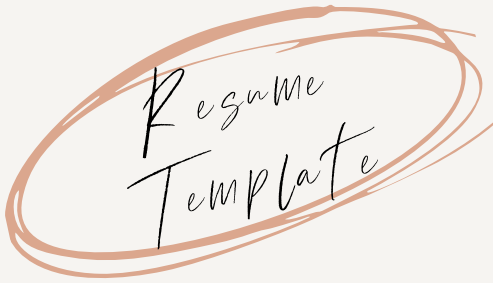
You want to put yourself in the hiring manager's shoes. Think about what they are looking for. I would want someone who I felt was authentic, safe, educated on the topic, loved to further their education, and seemed passionate about this industry. Make your resume reflect that. I always attached a cover letter which allowed me to put a little more detail as to who I am and what my passions were. If you have any medical experience (even if it was answering phones) list it, any skills that relate to your dream position will help you stand out. If you shadowed anyone or attended private training courses, put those down too!

Talk about how your life experiences have led you to this moment and why you feel you are the best for their company (tie in some of their mission statements or visions). If you have been sending the same resume out and not getting any hits maybe it is time to change a few things up or add on an additional skill set so your resume gets noticed. I offer private resume assistance so if you need it, reach out! Keep the actual resume short and sweet, no one wants to read a 3+ page resume.



*PS!*

*Check the next page for a resume template!*



Skyler M. Soares MSN, RN  
Insert Adress Here  
Insert Email Here  
Insert Phone Number Here

A licensed registered nurse and aesthetician in the state of Arizona and California, holding a Master's of Science in Nursing with a leadership and management focus. Over twelve years of experience in dermatology and plastic surgery, with extensive training in aesthetic injections. Patient-oriented and highly organized in prioritizing and delivering safe, quality patient care. A motivated, responsible, and personable employee who works well under pressure with an excellent bedside manner. High motivation to excel, desire for challenge, combined with my willingness to learn and work with others will make me an indispensable member of your team. I take pride in continuing my education to ensure my practices are up to date with industry standards. Known by my current patients for achieving natural-looking results with a whole face approach. I believe skincare, treatments, and injectables go hand in hand making my dual licensure beneficial during patient assessments and treatment plans.

#### EDUCATION

- Insert College Name Here  
08/2017 – 08/2018  
Masters of Science of Nursing  
- Insert College Name Here  
05/2015 - 04/2017
- Insert College Name Here  
08/2009 - 08/2010

#### SELECTED ACCOMPLISHMENTS

- Nursing License Arizona-State Board of Nursing  
RN123456
- Nursing License California-State Board of Nursing  
RN123456
- Aesthetician License-California State Board  
Z123456
- Basic Life Support (BLS)-American Heart Association  
- American Nurses-Association (ANA) Member
- Community Health Clinical Preceptor

#### WORK EXPERIENCE

- Brown Plastic Surgery, Scottsdale, AZ  
01/2019-Current  
Nurse Injector/Aesthetician
- Affiliated Dermatology, Scottsdale, AZ  
06/2017 – 12/2018  
Nurse Injector

# G R E A T ! Y O U G O T T H E J O B . N O W W H A T ?



Congratulations! This is huge, and you should be very proud of yourself! I know I sure am! Depending on what type of facility you are hired in, you may find yourself starting work right off the bat! It is also typical that you may have additional training or shadowing to acclimate as well as build up a clientele. I was lucky enough to work for a large dermatology practice which gave me so much experience + time to build up my patient base. The practice kept my books filled up to the brim, talk about a great way to perfect your craft!

If you do not start with a bustling practice, it will be on you to market yourself. I used and still continue to use my Instagram to showcase my style, work and availability. I highly recommend creating a presence for yourself on Instagram if you have not, as this will be your initial business card! It does take quite a bit of work and I consider it my second job, but when done with consistent effort, the pay off is huge!

- \* + Do yourself a favor and snag my all time FAVORITE scrubs from 'wear figs'
- + My go-to fit: 'Catarina Scrub Top' black, 'Yola Scrub Pant' in black, 'Bellery Scrub Jacket' in black



“Soon enough you'll find yourself in the shoes you always imagined yourself to be in.”

# O K A Y , L E T ' S R E V I E W !



Determine you want to become an aesthetic injector



Research your state laws



Go to school



Pass your state board exams



Attend Trainings/shadow injector



Study the face



Build a resume



Apply for jobs



Get a job offer!



Never stop learning



Love what you do and always stay inspired



# TRAIN WITH ME!



I offer a wide variety of training opportunities for both new and current injectors (must be a licensed healthcare professional). Trainings include the fundamentals of neuromodulators and dermal filler where you get to be one on one with me focusing half the training on didactics and the other half hands on! Demos can also be done for my out of state students if needed. I also offer advanced skills and techniques for current injectors or those newbies looking to add on some additional skills. These include: Advanced neurotoxins, advanced dermal fillers, Sculptra (face and body), Kybella and numerous other skin care procedures such as facials, chemical peels and dermaplaning. All trainings can be customized for your unique needs and learning style, just let me know what you need!

For more info on training with me, please email: [Theinjectionacademy@gmail.com](mailto:Theinjectionacademy@gmail.com)  
You can also find me on Instagram: [@aznurseinjector](https://www.instagram.com/aznurseinjector)

Thank you from the bottom of my heart for allowing me to be part of your journey. I am so excited to see you grow and flourish! If I can be of any assistance please do not hesitate to reach out. Stay determined, driven and most importantly NEVER give up on yourself or your dreams!

XO, *Skyler*

# The Skyler Glossary of Goods

## HOW I STUDIED FOR THE NCLEX:

- <https://www.atitesting.com/>
- <https://nursing.uworld.com/>

## ANATOMY BOOKS:

- Clinical Anatomy of the Face for Filler Botulinum Toxin Injection
- Cosmetic Injection Techniques: A Text and Video Guide to Neurotoxins and Fillers
- Journal of Aesthetic Nursing

## BOTOX BOOKS:

- Botulinum Toxin: Procedures in Cosmetic Dermatology Series 4th Edition
- Botulinum Toxins in Clinical Aesthetic Practice 3E: Two Volume Set 3rd Edition  
by Anthony V. Benedetto

## FILLER BOOKS:

- Injectable Fillers in Aesthetic Medicine by Mauricio de Maio

## JOIN THESE (TRUST):

- International Society of Plastic and Aesthetic Nurses (ISPAN) ([www.ispan.org](http://www.ispan.org))
- The Society of Plastic Surgical Skin Care Specialists ([www.spsscs.org](http://www.spsscs.org))

Notes

Notes


Notes



Notes



# D I S C L A I M E R



By accessing this eBook, you accept this disclaimer in full. This book does not provide any educational or medical advice nor does it promise job guarantee or placement. No part of this eBook may be reproduced or transmitted in any form or by any means, electronic or mechanical, without written permission from the author. The information provided within this eBook is for general informational purposes only. Even though we have attempted to present accurate information, there are no representations or warranties, express or implied, about the completeness, accuracy, or reliability of the information, products, services, or related graphics contained in this eBook for any purpose.